

CHICKY RUN

GUIDE THE CHICKEN IN THIS
CHOOSE-YOUR-PATH GAME TO WIN

PRIZES!
You need to select a lane for the chicken to avoid getting hit by vehicles! The more consecutive successful rounds, the higher the multiplier will be!

TRY Click to try game

© PG SOFT™. All Rights Reserved.

This document along with all other promotional assets can be found at www.pgsoft.com/games. For sales enquires, email asia@pgsoft.com or europa@pgsoft.com

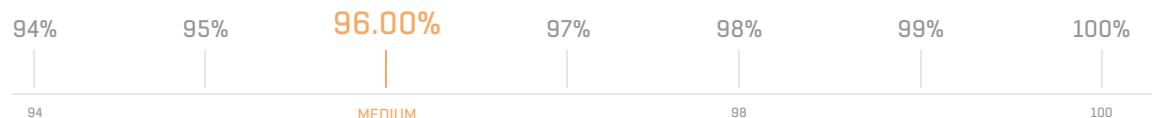
www.pgsoft.com

GAME FEATURE - CHICKY RUN


GAME TYPE

GAMBLE GAME

RTP
(Return to Player)



MAXIMUM WIN
Theoretical Maximum Win:
Bet Amount of Winning Spin
x30.72



WIN MULTIPLIER

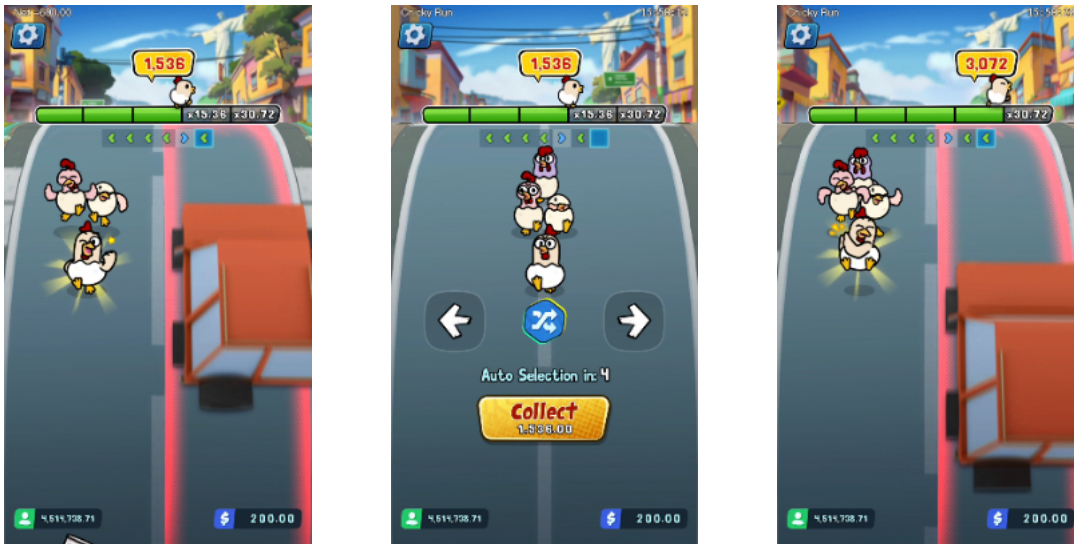


SESSION VOLATILITY



GAME FEATURE

- The more rounds you successfully avoid vehicles, the higher the multiplier will be!



The multipliers at the top of the screen indicate the possible multipliers players can win. The size of the multiplier depends on the number of successful rounds in a row.

1.1 - CHICKY RUN

Chicky Run is a game where players gamble their bets for the chicken(s) to avoid getting hit by vehicles. The theoretical return to player (RTP) for this game is 96.00%. This RTP represents the long term theoretical game payout.

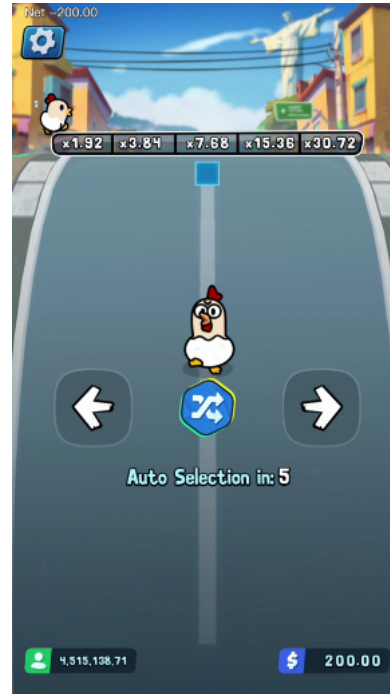
1.2 - SUMMARY

Refer to the table below for a quick overview of our summary table

Parameter	Value	Parameter	Value
Return to Player (RTP)		Hit Rates	
Overall	96.00%	Overall	50.00%
Session Volatility	Low	Owner, Developer	Pocket Games Soft (PG SOFT™)
Game Type	Gamble Game	Tested By	Gaming Associates
Reel, Lines	N/A	Supported Platforms	iOS, Android, HTML5, MacOS, Windows
Default Minimum Bet	EUR €0.20	Optimal Display Resolution	1080x2340 (Required aspect ratio 19.5:9)
Default Maximum Bet	EUR €200	Jurisdictions	UK Gambling Commission (UKGC)
Max Exposure (Simulated in 1 Billion Spins)	30.72x		
Max Win (Advertised Value; Highest Win in (x) Spins)	30.72x		

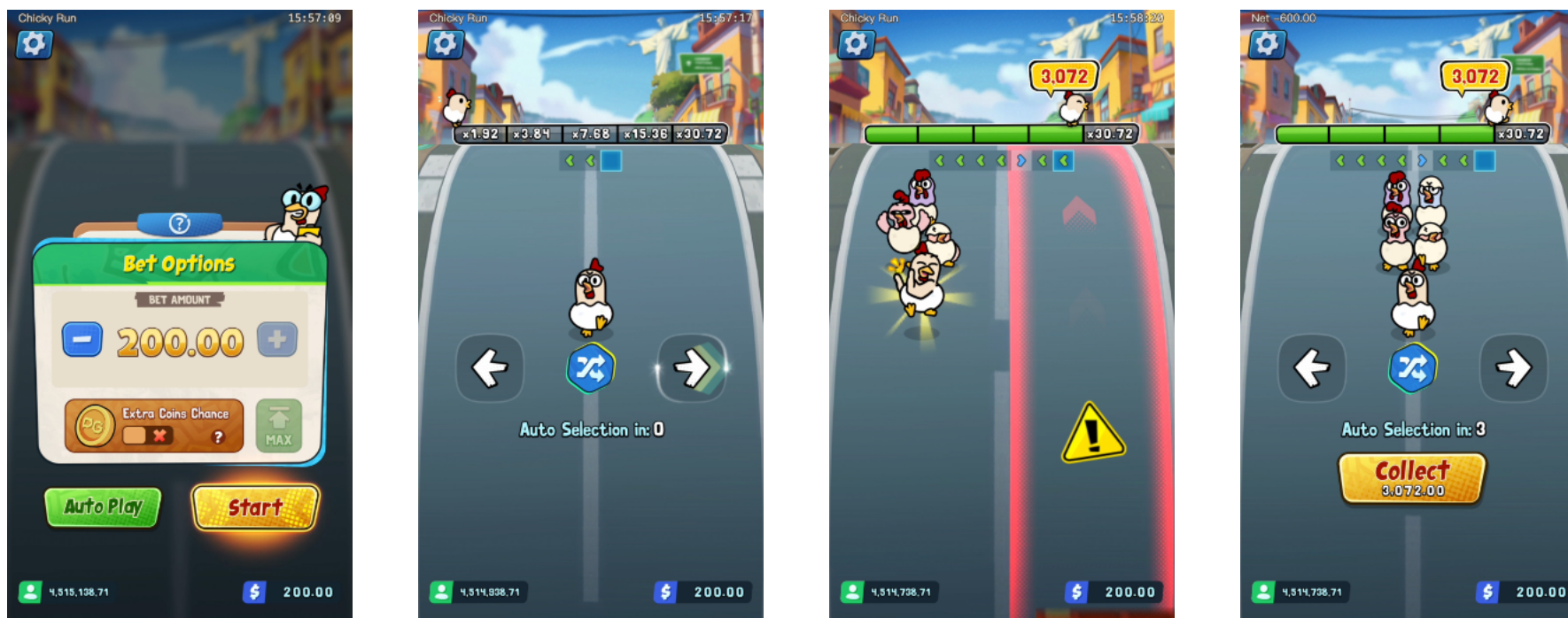
2.1 - SPLASH SCREEN & MAIN GAME

The main game is started when the splash screen fades out.



2.2 - HOW TO PLAY

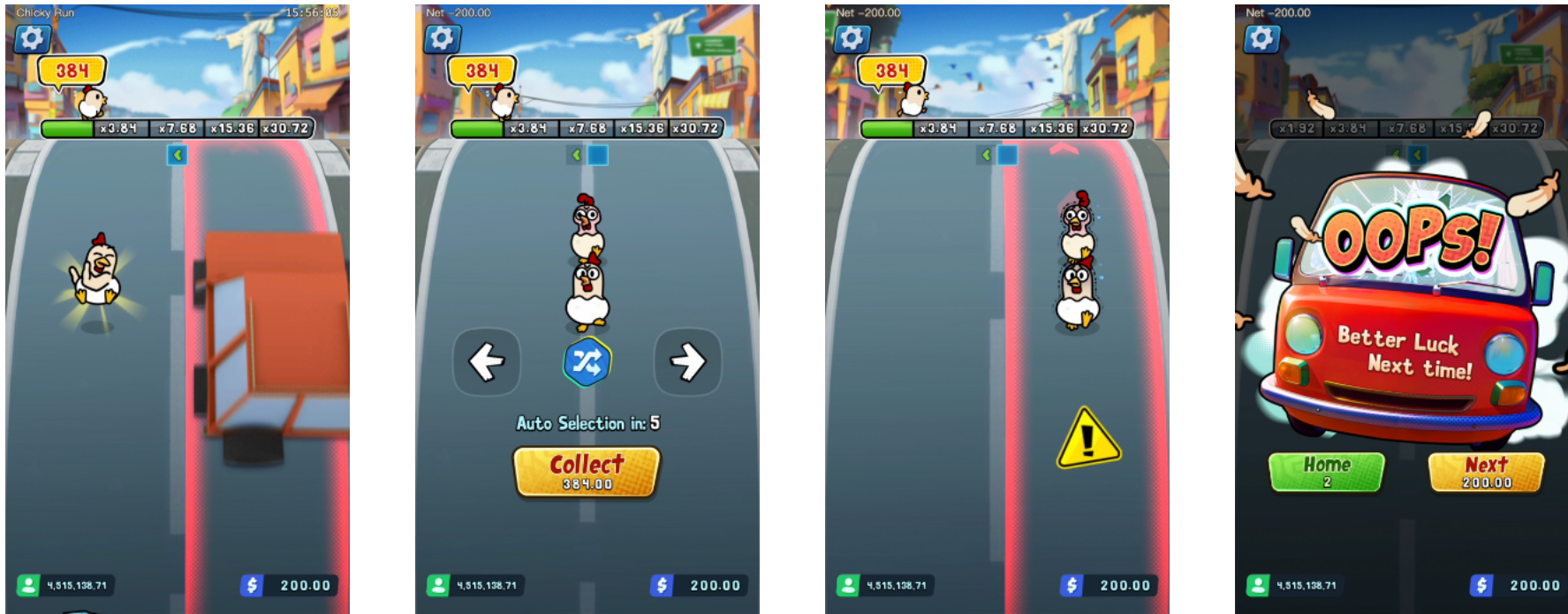
Tap on Start button to place a bet and start a new game.



The multipliers at the top of the screen indicate the possible multipliers players can win. The size of the multiplier depends on the number of successful rounds in a row. At the start of a round, players must select either the Left button, Right button or Random button. After selecting a choice, the chicken(s) will go to the selected side of the screen.

2.2 - HOW TO PLAY

A vehicle will randomly appear on either side of the screen.



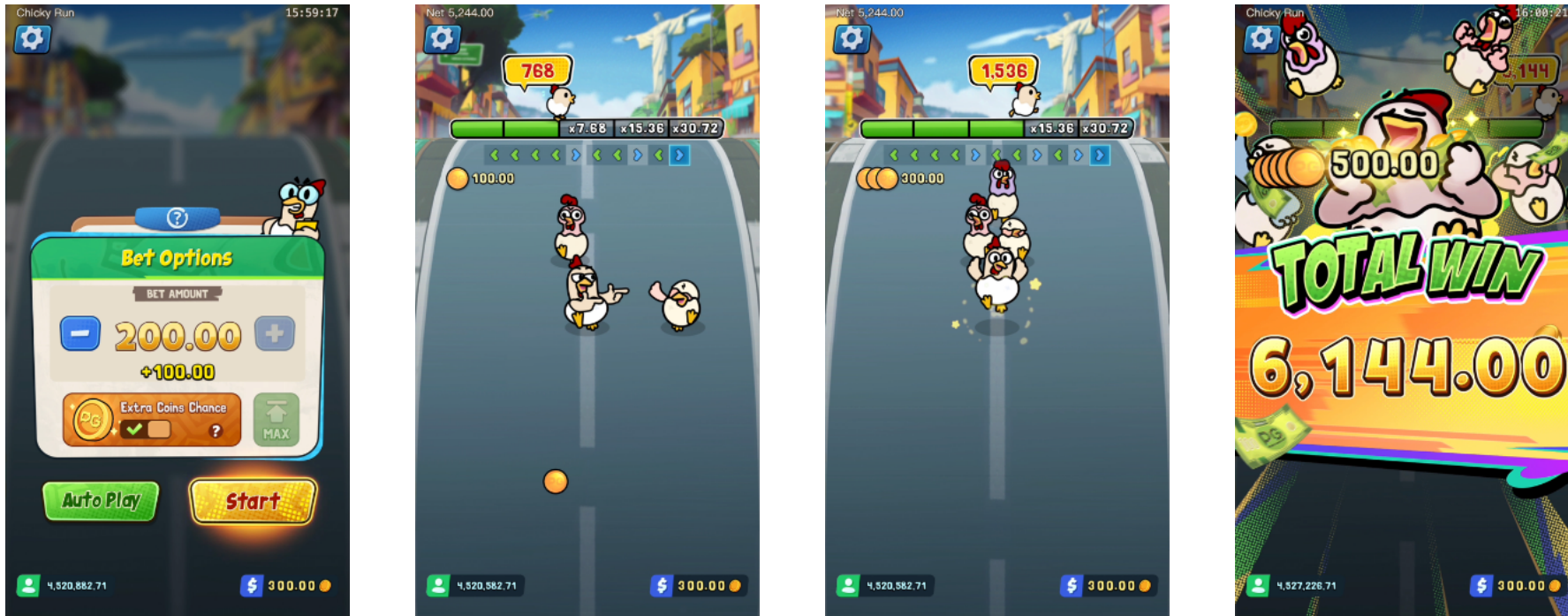
If the vehicle appears on the same side where the chicken(s) is, the vehicle will collide into the chicken(s), resulting in the game ending and all wins being lost.

If the vehicle appears on the opposite side of where the chicken(s) is, the vehicle will just drive pass the chicken(s), and the round will be considered a success.

Players can either tap on the Left button, Right button or Random button to continue to the next round, or tap on the Collect button to collect the current wins indicated at the top of the screen.

2.3 - EXTRA COINS CHANCE

If the Extra Coins Chance is activated, the current Bet Amount will be increased by 50%.



When playing a game with activated Extra Coins Chance, any winning round has a chance of awarding 1 to 3 coins worth half of the Bet Amount (before the increased 50% cost). The awarded Coin(s) will not be lost if the subsequent rounds have failed.

2.4 - TRENDING RESULTS

The bar below the multipliers indicates the directions where there were no vehicles in the previous 10 rounds.



3.1 - MENU CONTROLS



START

Tap to start a new game with current Bet Amount.



AUTO PLAY

Tap on the Auto Play button to show the options for Auto Play.

No. of Bets: Select the desired number of bets in Auto Play.

Collect Win: Select the desired win amount to achieve before wins are collected during the Auto Play.

Direction: Select the desired direction during the Auto Play.



EXTRA COINS CHANCE

Tap to activate or deactivate Extra Coins Chance option.



MINUS

Tap to reduce the Bet Amount.



PLUS

Tap to increase the Bet Amount.



SETTINGS

Sound: Tap to turn sound ON or OFF.

History: Tap to show details of the previous games played. Scroll down to the end to load more records.

Game Info: Tap to show game rules and button functions.



LEFT

Tap to make the chicken(s) go to the left side of the screen.



RIGHT

Tap to make the chicken(s) go to the right side of the screen.



RANDOM

Tap to make the chicken(s) go to the left or right side of the screen randomly.



NEXT GAME

Tap to start a new game with current Bet Amount.



HOME

Tap to return to the bet selection screen.